



wooden activity workbench

user guide

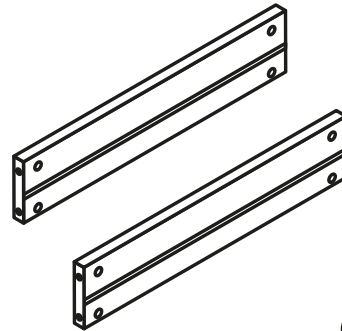
1410130215
Early Learning Centre®
Watford WD24 6SH England.

Customer Service Department
0371 231 3513

parts checklist



- GB To be assembled by an adult. Screwdriver not included.
- F A monter par un adulte. Tournevis non fourni.
- E A montar por un adulto. Destornillador no incluido.
- I Dev'essere montato da un adulto. Cacciavite non incluso.
- P A ser montado por um adulto. Chave de fenda não incluíu.
- Pl Do zmontowania przez osobę dorosłą. Śrubokręt nie wliczone.
- H Felnött fűjja fel. Csavarhúzó nem tartalmazza.
- Ro A se monta de către un adult. Șurubelnița nu sunt incluse.
- Rus Сборку должны осуществлять взрослые. Отвертка не включенная.
- Ukr Прилад мають збирати дорослі. Викрутка не входить.
- Si Sestaviti ga mora odrasla oseba. Skrutkovač nie je súčasťou dodávky.
- Sb Treba da ga sastavi odraslo lice. Odvijač nije uključen.
- Cr Treba ga sastaviti odrasla osoba. Odvijač nije uključen.

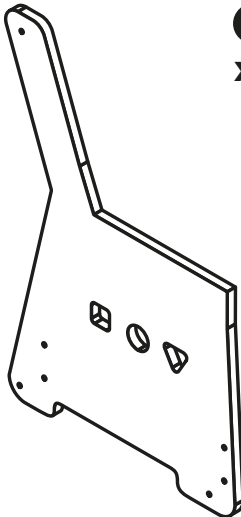


A
x2

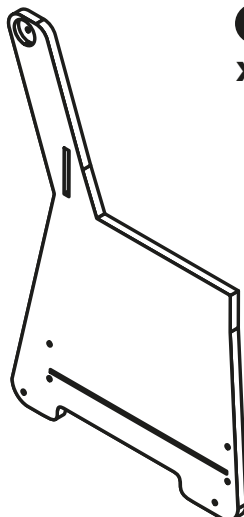


B
x12

M4



C
x1

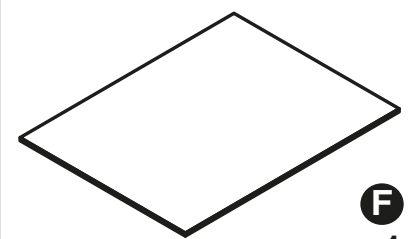


D
x1

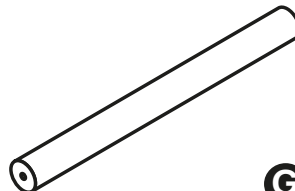


E
x2


3,5 MM



F
x1



G
x1



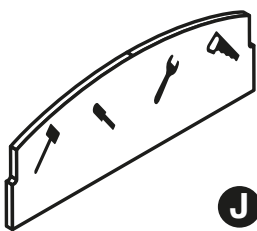
M4 x 35 MM

H
x12

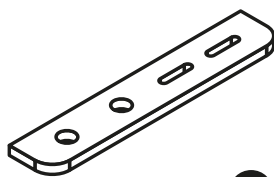


3,5 X 35 MM

I
x4



J
x1

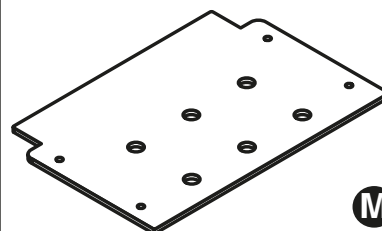


K
x1

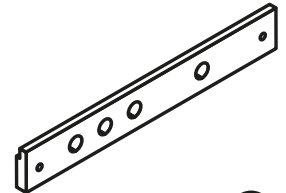


3.5 x 20 MM

L
x2



M
x1



N
x1



M6 X 20 MM

O
x4



P
x4



Q
x4



Ø 12 MM

R
x4



Ø 10 MM

S
x4




M6 X 20 MM

T
x4



U
x1



V
x1




a
x1



b
x1



c
x1



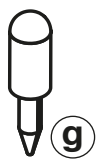
d
x1



e
x1



f
x1



g
x1

assembly

