



toddler skates

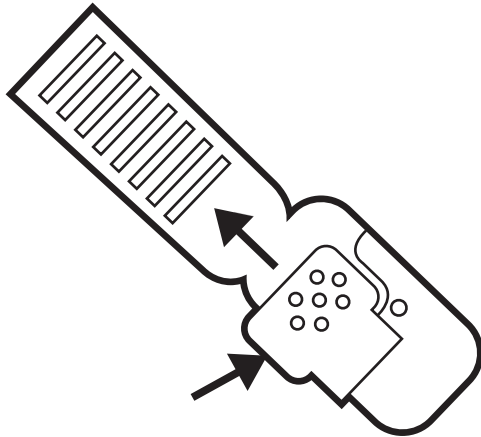
user guide

140319/140320 0516


Early Learning Centre®
Watford WD24 6SH England.

Customer Service Department
0371 231 3513


how to play



1. Press down on the buckle to release the ankle strap. Turn skate over to loosen wingnut on bottom.



2. Adjust the size of the skate to fit your child's shoe, then tighten the wingnut.



3. When your child's foot is firmly inside the skate, push the strap into the buckle to secure the skate.

Protective equipment should be worn such as a helmet, gloves, knee and elbow pads. Never use in roadways, near steps or steep inclines or near pools or open bodies of water. After use, please wipe product with mild detergent.

Do not leave this product in high temperature, intense sunlight or dusty areas. Store in dry place.

This item should be used with caution since skill is required to avoid falls or collisions causing injury to user or third parties.

To be used under supervision of an adult.

There is braking device at the front of skate and it functions when it touches the ground. If you want to stop skating, raise the rear of skate and let the brake touch the ground.