



snow queen palace

instructions

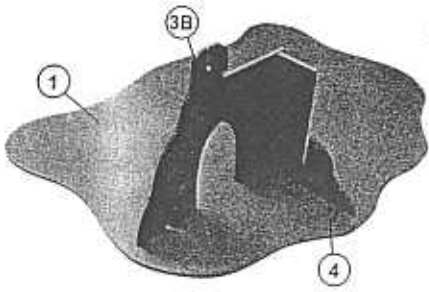
118410 0408
Early Learning Centre®
Swindon SN3 4TJ England.

Customer Service Department
0871 231 3511

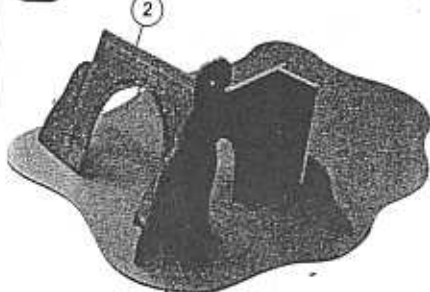
contents

1 x1 	2 x2 	3A x1 	3B x1
		4 x2 	5 x1
6 x1 	7 x1 	8 x1 	
9 x1 	10 x1 	11 x2 	12 x1
		13A x1 	13B x1
		14A x1 	14B x1
15A x1 	15B x1 	17 x2 	18 x1
16 x1 		19 x5 	20 x8
		21A x1 	21B x1
		22A x1 	22B x1
		23 x1 	24 x2
		25 x1 	26 x2
		27 x4 	28 x8

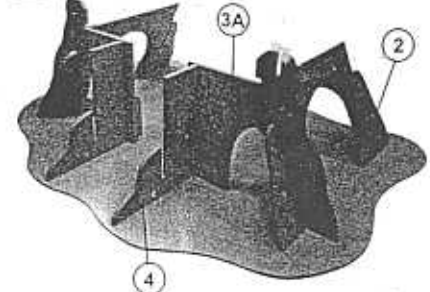
1



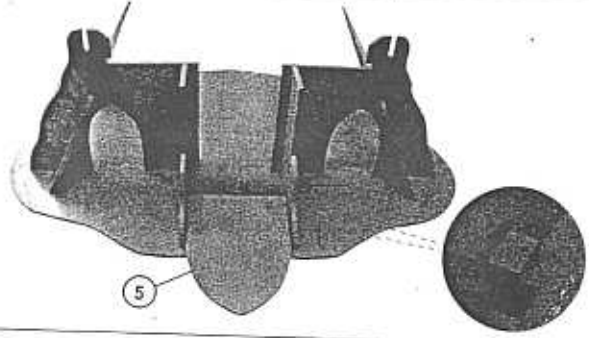
2



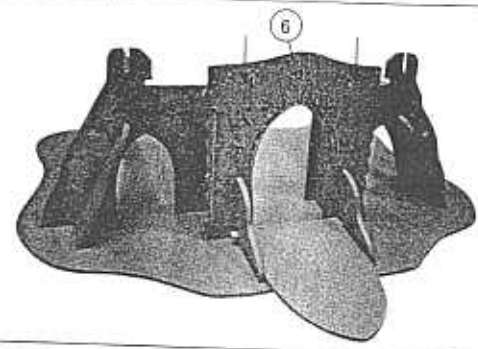
3




4




5




6




7




8




9




10




11



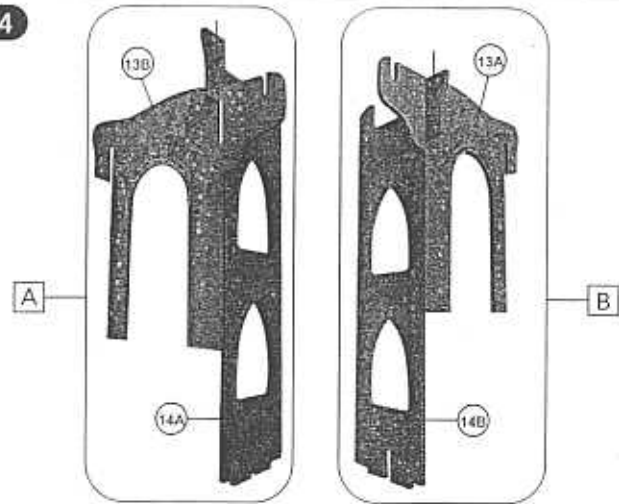
12



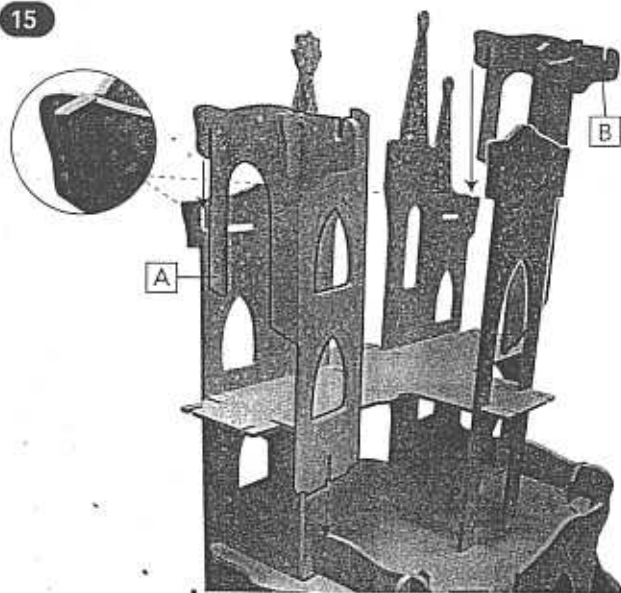
13



14



15



16



18



17

