

Zig Zag Zog

Age: 2 years +

Ref: 104423



Zig Zag Zag is a funny alien who has become lost with his flying saucer on Earth. He can be very shy and is scared by humans trying to approach him. When he sees you he will try to escape, but you might be able to catch him by pressing his head or by cornering him

IMPORTANT INFORMATION

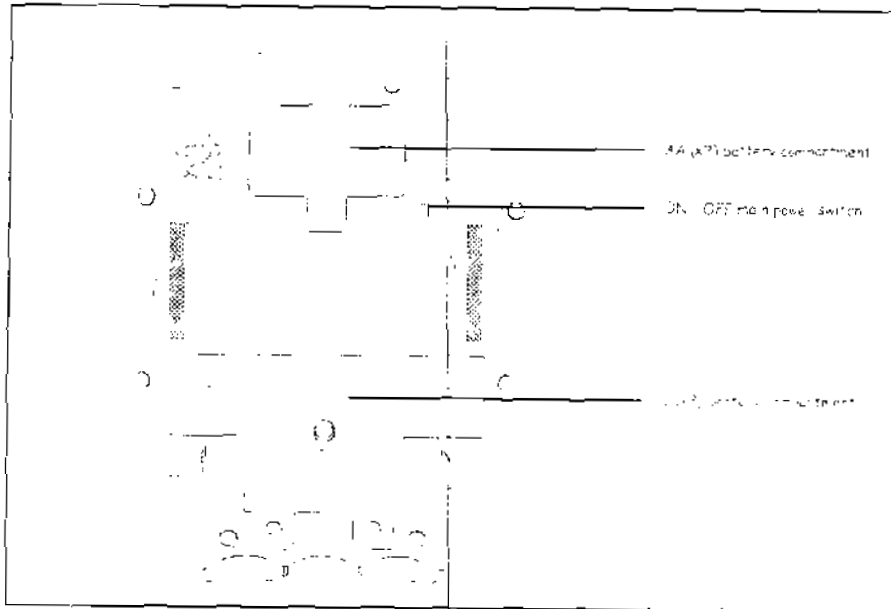
! WARNING! -All packing materials such as the box and fixing wires are not part of this product and should be discarded for your child's safety

! WARNING! -Hair entanglement may result if the child's hair is too close to the motorized unit of this toy.

INSTALLING THE BATTERIES

Batteries should be removed and placed by an adult

This product uses 3 'C' (LR14) batteries and 2 'AA' (LR6) batteries, located in 2 separate battery compartments as shown in drawing 1

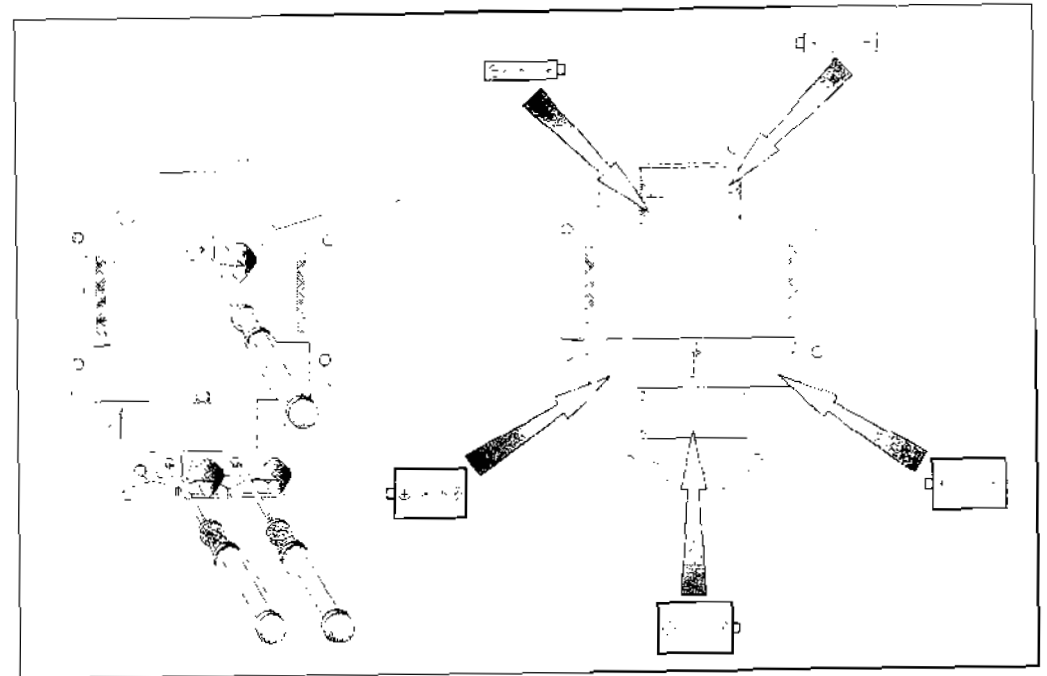


Drawing 1



To place the 'C' size batteries:

- 1) Locate battery case cover on the platform (see drawing 1).
- 2) Unscrew the 2 screws to open the cover
- 3) Insert 3 "C" batteries as illustrated (see drawing 2)
- 4) Replace the battery cover and screw it tightly.



To place the 'AA' size batteries:

- 1) Locate battery case cover on the platform (see drawing 1)
- 2) Unscrew the screw to open the cover.
- 3) Insert 2 "AA" batteries as illustrated (see drawing 2).
- 4) Replace the battery cover and screw it tightly



Please note the important points below when using batteries to power the Zig Zag Zog (please also refer to the battery guidelines section at the end of this user manual)

- ❗ We recommend the use of alkaline batteries
- ❗ Insert the batteries with the correct polarities as indicated in the battery compartment and on the batteries. An incorrect location may damage the toy, cause leaks in the battery casing or, in extreme case, cause fire or the explosion of the battery
- ❗ Use only the type of batteries specified in the instructions manual, or equivalent type
- ❗ Do not mix different types of batteries (i.e. alkaline and zinc carbon), and do not mix new with old batteries
- ❗ We do not recommend the use of rechargeable batteries for the AA batteries
- ❗ Exhausted batteries must be removed from the product
- ❗ Remove the batteries from the unit if you plan not to use the product for a long period of time, otherwise a battery may leak and damage the toy
- ❗ Do not short circuit the supply terminals
- ❗ Keep batteries away from fire, risk of explosion
- ❗ Do not try to recharge non rechargeable batteries, they may leak, overheat, cause fire or explode
- ❗ Remove rechargeable batteries from the product before recharging them
- ❗ Rechargeable batteries shall be charged only under the supervision of an adult



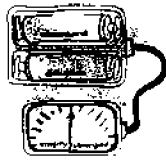
How to Play

- 1) Insert both sets of batteries in accordance with the instructions and the ELC Battery Safety Guidelines enclosed.
- 2) Switch the toy on using the switch on the underside of the flying saucer and then place it onto the ground
- 3) Zig Zag Zog will spin around twice and give a countdown sound. You then have 15 seconds to start the game by pressing down his head.
- 4) Zig Zag Zog will then spin twice again and move to a fresh position. Once he has stopped he will play a game start sound and the game has begun!
- 5) Try to catch him by pressing down his head or forcing him to run away from you into a corner. When you catch him or trap him he will give a caught sound and shiver for a while. You have won!
- 6) If Zig Zag Zog is not caught or cornered within 1 minute of the game start, then he will laugh and win!
- 7) Whoever wins a game, Zig Zag Zog will give the countdown sound and wait for you to play another game with him by tapping his head.

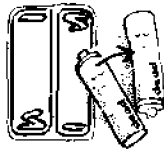
For extra fun...

Zig Zag Zog will increase his speed to escape faster if he feels that you are close behind him. Each time he is caught, he will increase his speed for the next game to make it more difficult to capture him. He has 3 levels of speed. To reset to the easiest level, reset the unit by turning off and on again.

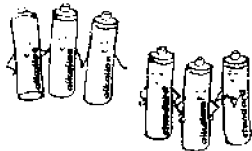
Try to create a circuit for Zig Zag Zog by placing obstacles in his way and see if he can avoid them and escape. Zig Zag Zog cannot always see obstacles that are thin or black.



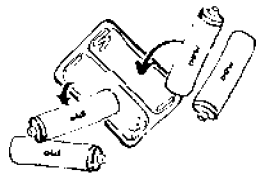
Non-rechargeable batteries are not to be re-charged.



Remove dead batteries and all batteries from toys which are not going to be used for a long time, otherwise the batteries may leak and cause damage.



Only batteries of the same or equivalent type are to be used. Do not mix alkaline, standard (zinc-carbon) or re-chargeable (nickel-cadmium) batteries.



Replace the whole set of batteries at one time, do not mix old and new batteries.



Do not immerse battery operated toys in water.

- (A) Des piles va non rechargeables ne doivent pas être rechargées.
- (B) Niet-oplaadbare batterijen mogen niet oegeladen worden.
- (C) Ne pas tenter de recharger les piles non-rechargeables.
- (D) As pilhas não recarregáveis não devem ser recarregadas.
- (E) Niemals versochten niriit wieder aufladbare Batterien zu laden.

- (A) Des piles va rechargeables et autres piles rechargeables ne doivent pas être rechargées.
- (B) Opgebruikte batterijen verwijderen of ook alle batterijen van speelgoed dat langere tijd niet meer gebruikt zal worden omdat de batterijen kunnen lekken en schade kunnen veroorzaken.
- (C) Retirer les piles vides et toutes les piles des jouets qui ne vont pas être utilisés pendant un certain temps, pour éviter toute fuite qui pourrait causer des dégâts.
- (D) Tirar as pilhas descarregadas e todas as pilhas de brinquedos que vão estar por tempo sem serem usados, caso contrário as pilhas poderão perder líquido e causar danos.
- (E) Verbrauchte Batterien und solche, die nicht über einen längeren Zeitraum in einem Spielzeug eingesetzt werden, entfernen, da die Batterien sonst austreten und entsprechende Beschädigungen verursachen könnten.

- (A) Toutes les piles rechargeables et autres piles rechargeables ne doivent pas être rechargées.
- (B) Alleen batterijen van hetzelfde of van het equivalente type gebruiken. Geen alkalisch-standaard (zink-koolstof) en oplaadbare (nikkel-cadmium) batterijen door elkaar halen.
- (C) Utiliser ensemble des piles de même type ou de type semblable. Ne pas mélanger des piles alcalines, standard (zinc-carbone) et rechargeables (nickel-cadmium).
- (D) Devem ser usadas apenas pilhas do mesmo tipo ou de tipo equivalente. Não misture pilhas alcalinas com pilhas normais (de carbono e zinco) ou pilhas recarregáveis (de níquel-cádmio).
- (E) Ausschließlich Batterien gleichen bzw. vergleichbaren Typs verwenden. Auf Keinen Fall Alkali-, Standard (Zink-Kohle-) oder wiederaufladbare (NiCd) Batterien gemeinsam verwenden.

- (A) Des piles va remplacées toutes à la fois, ne pas mélanger des piles nouvelles avec des piles anciennes.
- (B) Alle batterijen in één keer vervangen. Geen nieuwe en oude batterijen door elkaar halen.
- (C) Remplacer toutes les piles à la fois ne pas mélanger les piles nouvelles avec des piles anciennes.
- (D) Substitua todos as pilhas ao mesmo tempo, não misture pilhas novas com pilhas usadas.
- (E) Batterien komplett austauschen, niemals alte und neue Batterien gemeinsam verwenden.

- (A) Ne pas plonger dans l'eau les jouets à pile. Les essayer simplement avec un peu d'eau.
- (B) Spielzeug mit Batterien nicht in Wasser untertauchen. Gevoorn schooneigen.
- (C) Ne pas plonger dans l'eau les jouets à pile. Les essayer simplement avec un peu d'eau.
- (D) Não mergulhe em líquido brinquedos que funcionem a pilhas. Limpe apenas com um pano.
- (E) Batteriebetriebenes Spielzeug auf keinen Fall in Wasser tauchen.

Early Learning Centre® Swindon SN3 4TJ England
Customer Service Department 08705 352352

