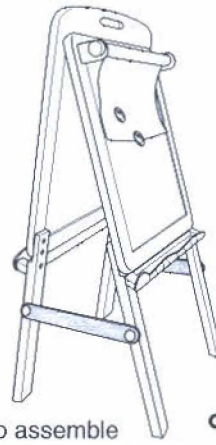




Wooden Easel

3 years +
Adult assembly required



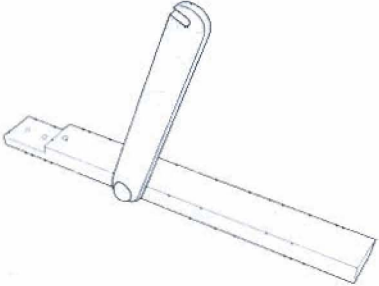

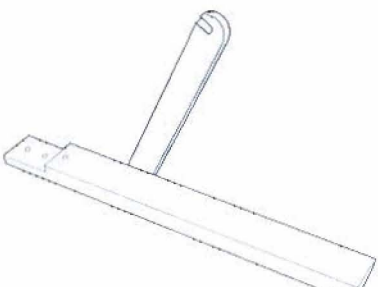



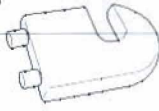







SKU:109737

Early Learning Centre® Swindon SN3 4TJ England.
Customer Service Department 01793 443322

Contents

NOTE: Please read instructions before starting to assemble

<p>A</p>  <p>x1</p>	<p>D</p>  <p>x1</p>
<p>B</p>  <p>x1</p>	<p>E</p>  <p>x1</p>
<p>C</p>  <p>x1</p>	<p>F</p>  <p>x2</p>
<p>G</p>  <p>x2</p>	<p>K</p>  <p>x1</p>
<p>H</p>  <p>x2</p>	<p>L</p>  <p>x1</p>
<p>I</p>  <p>x4</p>	<p>J</p>  <p>x8</p>
<p>M</p>  <p>x4</p>	<p>N</p>  <p>x4</p>

