



Torch

3 years +

WARNING
CHOKING HAZARD
- small parts.
Contains glass light bulb.
Not suitable for children
under 3 years.

LIGHT BULB REQUIREMENTS

Required light bulb P13.5S bulb rated, 2.4V, max 0.2A only.

Caution: Light bulb is hot!

Warning: Using a bulb that does not meet these specifications might damage the torch. Make sure the power switch is set to **OFF**, and the light bulb has cooled down when replacing the light bulb.

HOW TO REPLACE THE LIGHT BULB

Light bulb should only be changed by an adult.

1. Twist the top off the torch. (Fig.1)

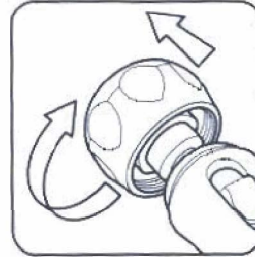


Fig. 1

2. Twist to remove the bulb container. (Fig.2)

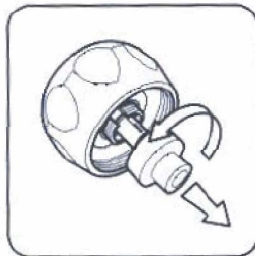


Fig. 2

3. Remove the light bulb. (Fig.3)



Fig. 3

4. Insert a new light bulb into the slot, twist the bulb container to lock the bulb in place, then twist the torch into the head. (Fig.4)

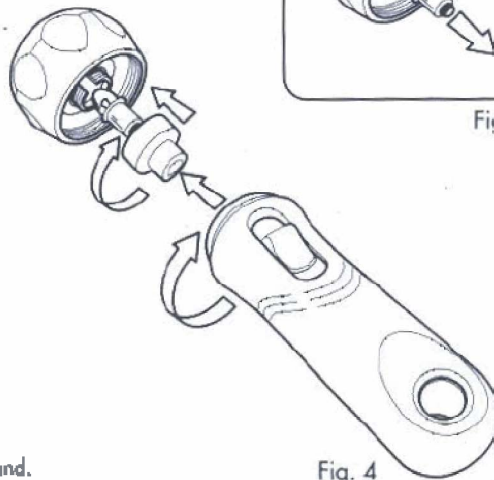


Fig. 4

LIGHTBULB INFORMATION

Lightbulb Rating: 2.4V, 0.2A

SKU: 106408/106409

Early Learning Centre® Swindon SN3 4TJ England.

Customer Service Department 01793 443322